

Relative Attributes

Devi Parikh and Kristen Grauman
ICCV 2011

Experiment Presentation
by Aishwarya Padmakumar

Motivation

Sometimes it is hard to make a binary decision on whether an image satisfies an attribute. Comparisons are easier.



Natural



?



Not Natural



Smiling



?



Not Smiling

Sources

Code and data for following experiments obtained from :
<https://filebox.ece.vt.edu/~parikh/relative.html#code>

Pubfig dataset

- Public Figures Face Database - Images of famous public figures
- Images of the same person are grouped into categories
- Attributes - Male, White, Young, Smiling, Chubby, VisibleForehead, BushyEyebrows, NarrowEyes, PointyNose, BigLips, RoundFace

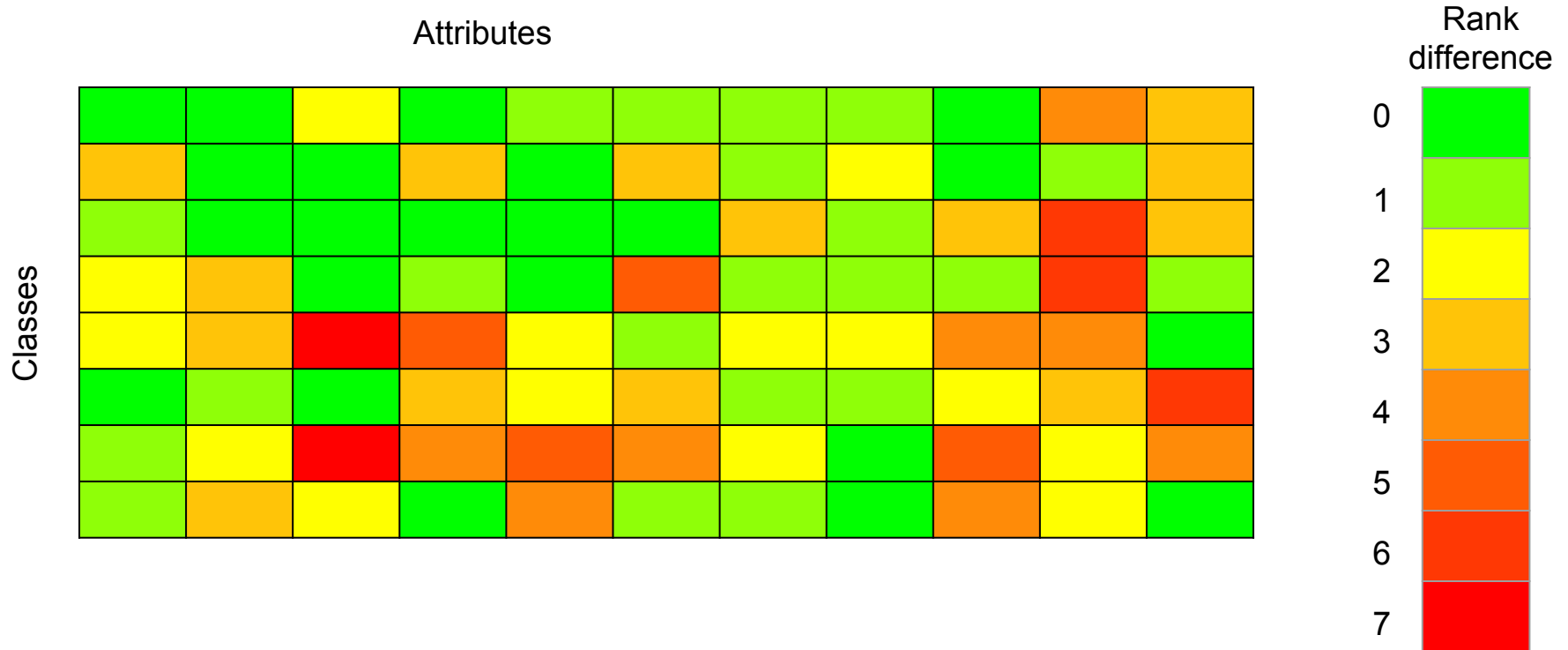
Ground Truth - Ordering of categories for each attribute

	Attr1	Attr2	Attr3	Attr4
Class1	1	2	3	3
Class2	2	1	1	1
Class3	3	3	2	2

Evaluating Ranking

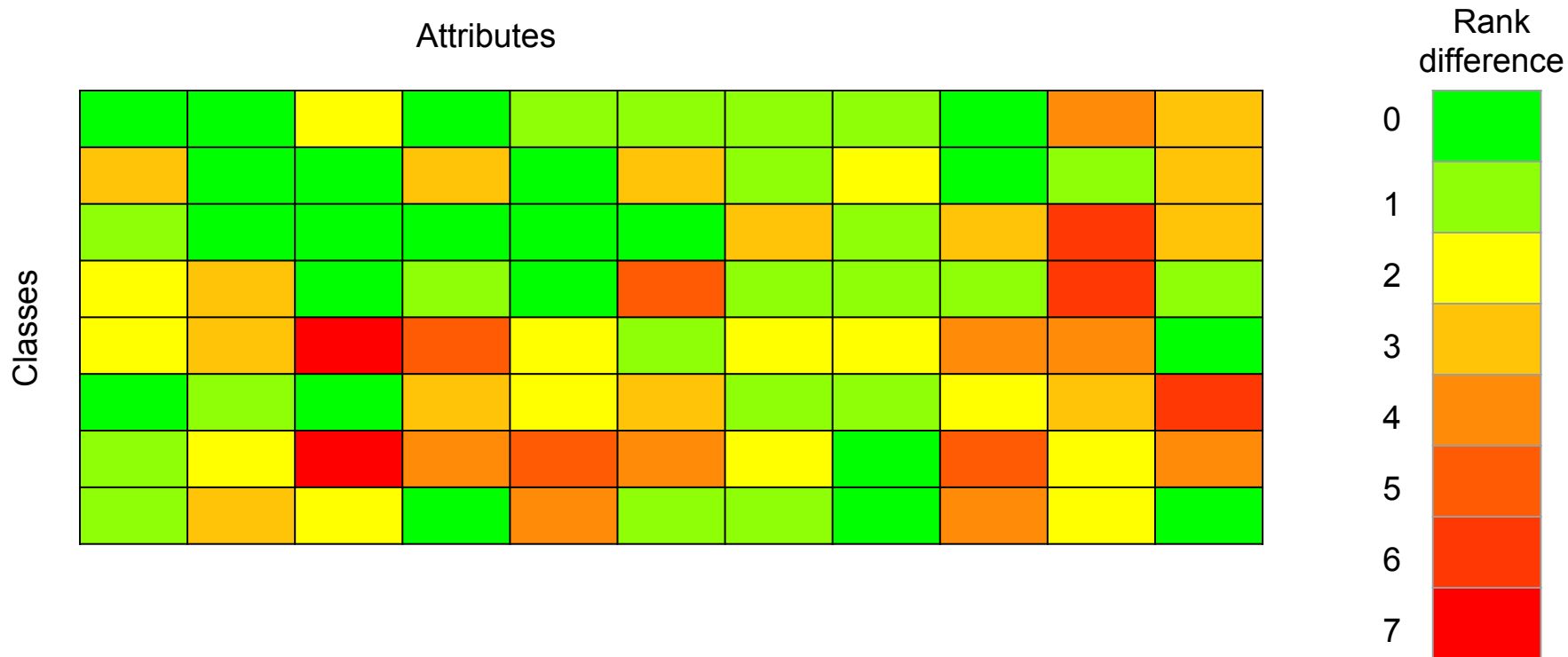
- Obtain training pairs using category ranking
- Train SVM to get a score for each image
- Average scores of images in category to get score of category
- Rank categories according to this score
- Compare to ground truth ranking

Ranking Prediction

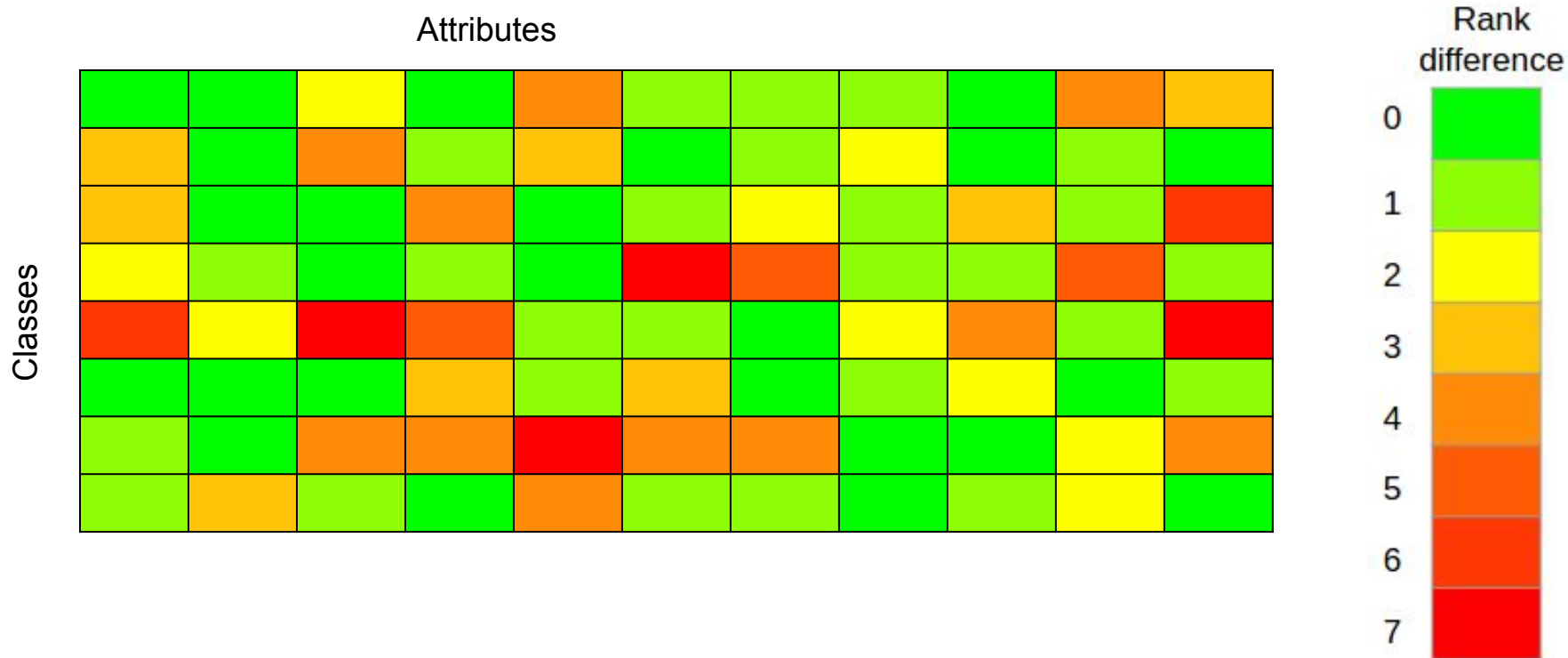


Varying the amount of training data

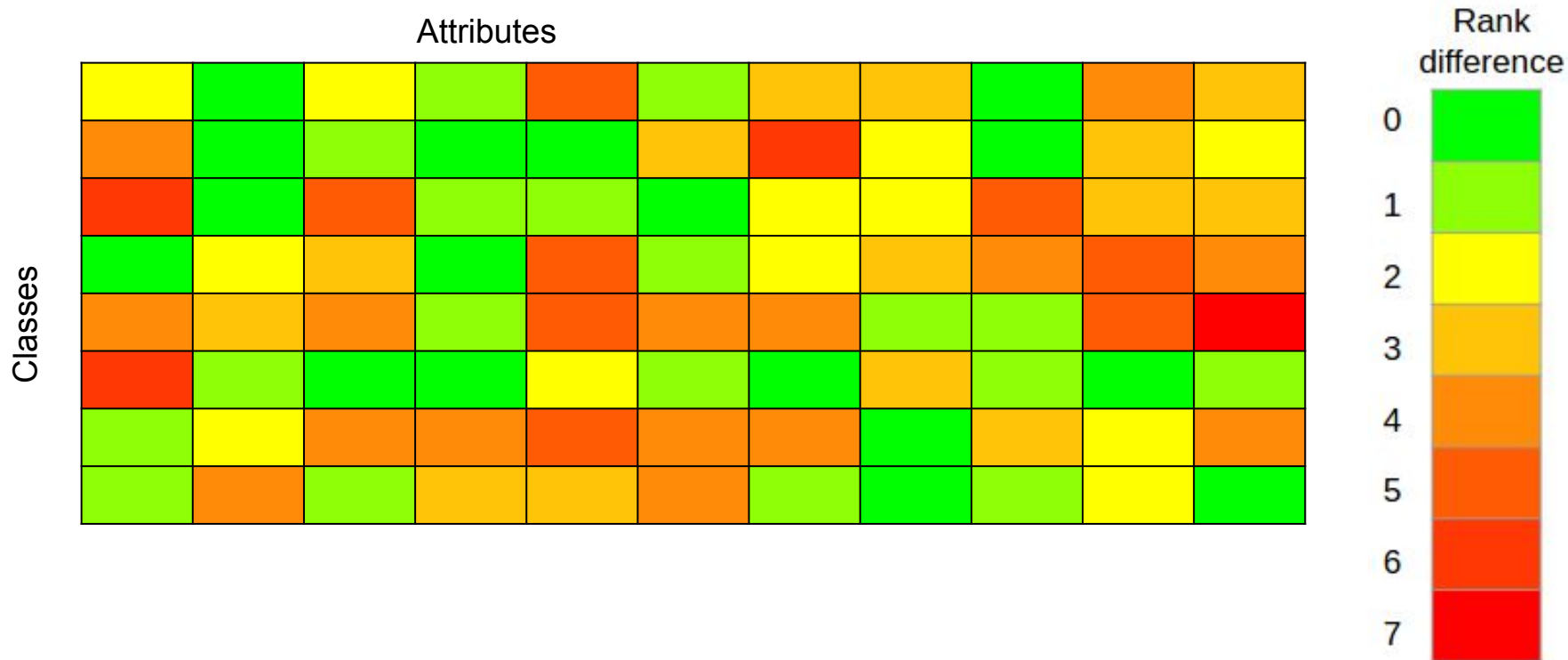
With original amount of training data



With 80% of original training data



With 40% of original training data



What sort of mistakes does it make?

Failure cases - Who has bigger lips?



Failure cases - Who has bigger lips?



Supposed to be the person on the right but certain expressions don't indicate this.

Failure cases - Who looks younger?



Failure cases - Who looks younger?



Supposed to be the girl on the right. Other images are more obvious but expression, make-up and lighting affect this.

Instance Level Supervision vs Category Level Supervision

WhittleSearch Dataset

- Collected by: Adriana Kovashka, Devi Parikh, and Kristen Grauman
- Publication: Whittle Search: Image Search with Relative Attribute Feedback, in CVPR 2012
- Dataset of shoes: 14658 images
- Provide extracted features (GIST and colour - LAB histogram), accounting for image orientation

WhittleSearch Dataset

- Category level ordering and instance level comparisons for each attribute
- Attributes: pointy-at-the-front, open, bright-in-color, covered-with-ornaments, shiny, high-at-the-heel, long-on-the-leg, formal, sporty, feminine
- Instance level ordering obtained via MTurk

Examples

Women's Boots



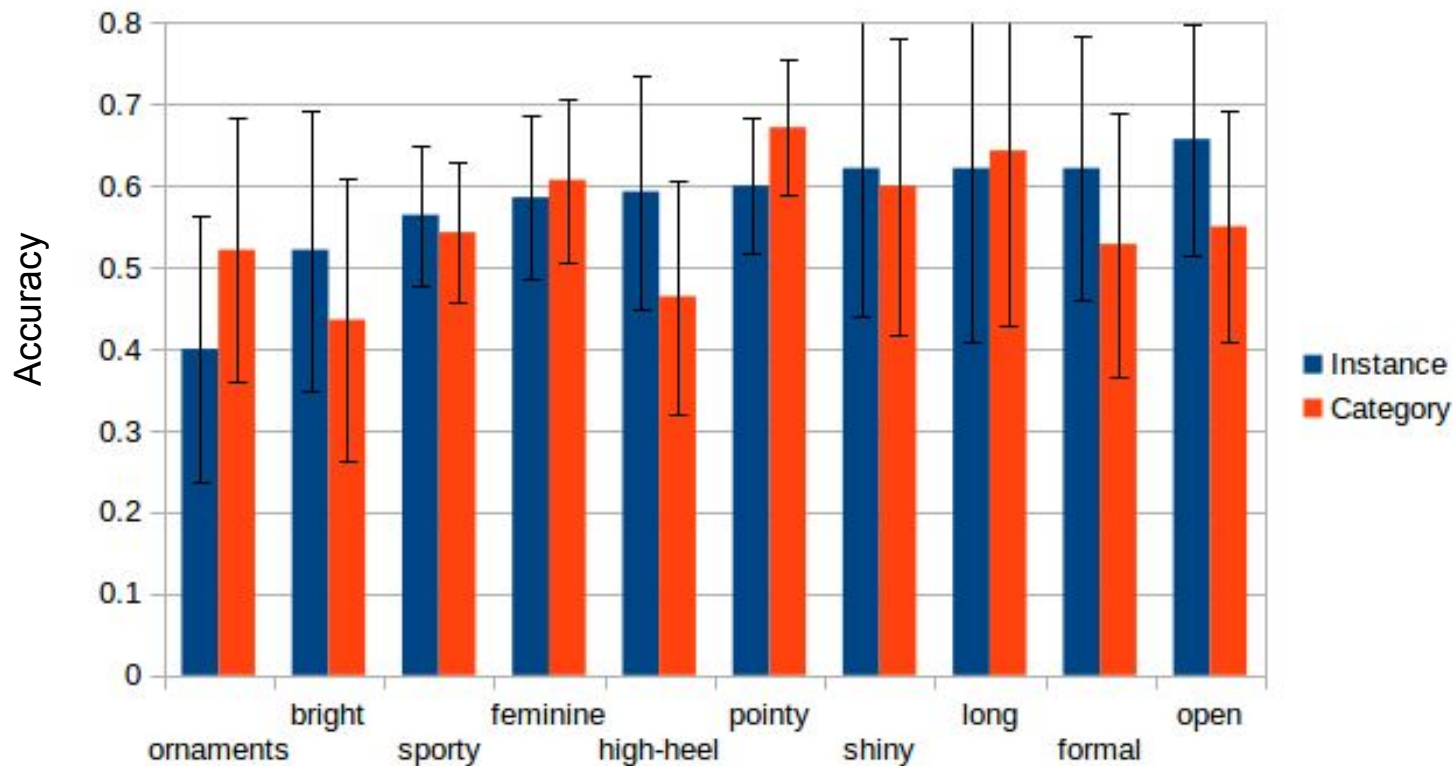
Women's flats



Women's stiletto



Instance level supervision vs category level supervision



Why does training on category level information do well sometimes?

- List of categories - athletic_shoes, boots, clogs, flats, high_heels, pumps, rain_boots, sneakers, stiletto, wedding_shoes
- Pointy, ornaments, long on the leg seem to be attributes that we can associate with some of these classes
- Possibly category level labels result in more well-separated data, making it easier to train an SVM (SVMs are sensitive to noise near the support vectors)

Some cases where the prediction differs



More Sporty: Ground truth - left; Instance based - left; Category based - right

Some cases where the prediction differs



More Sporty: Ground truth - left; Instance based - right; Category based - left

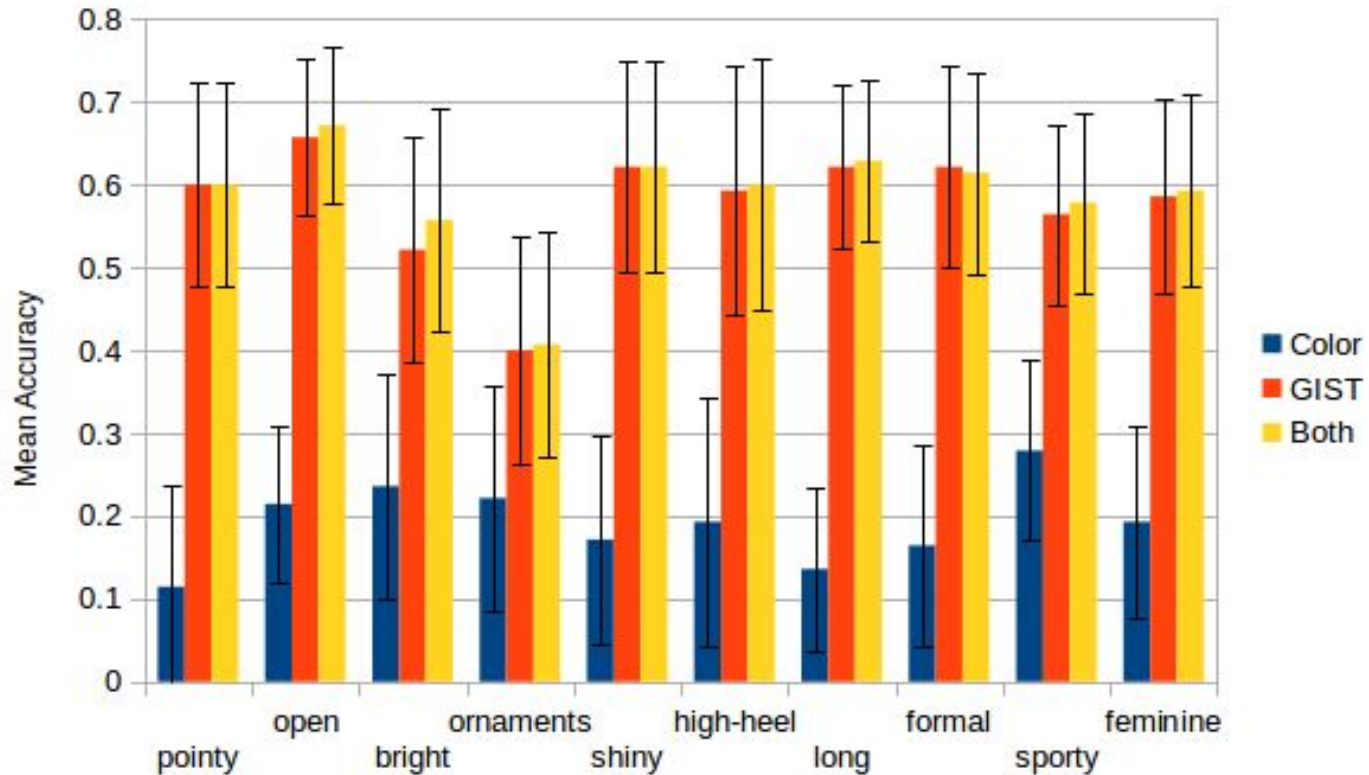
Some cases where the prediction differs



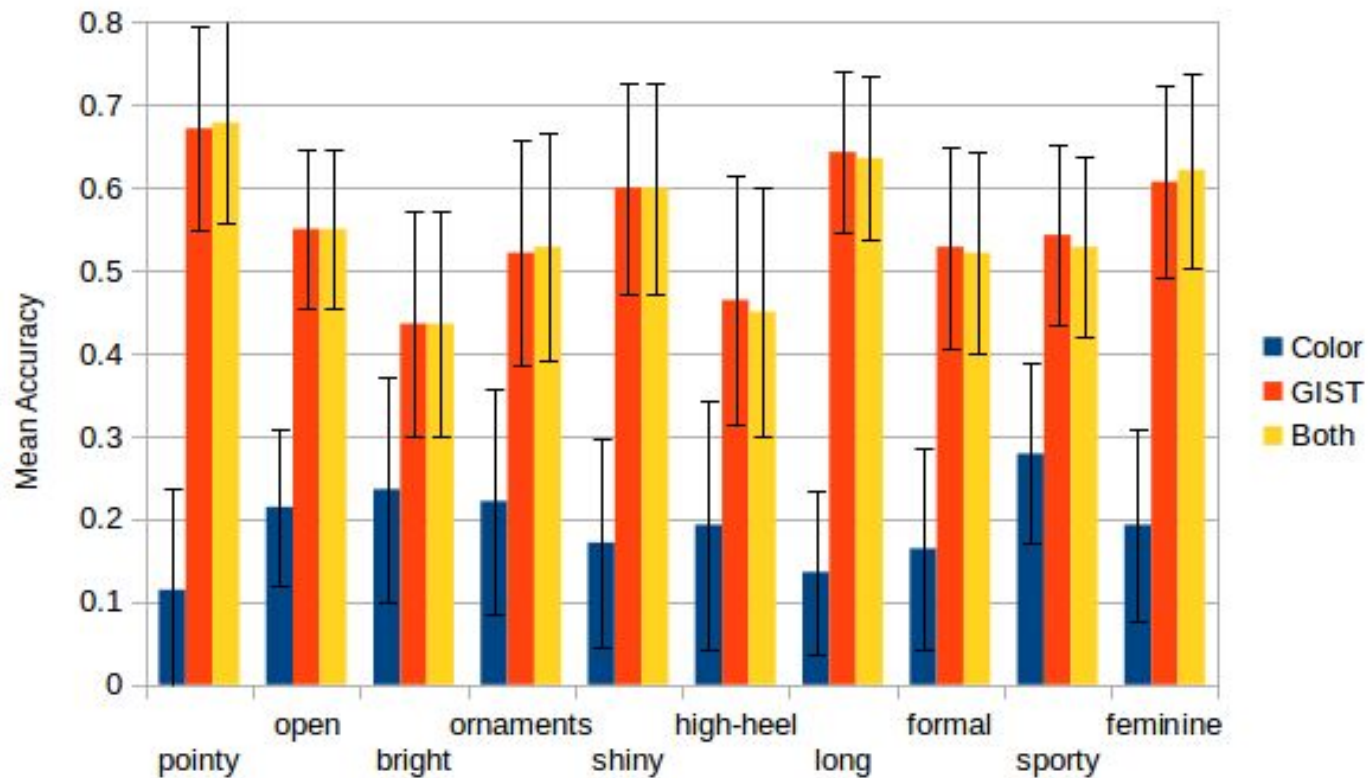
More Sporty: Ground truth - equal; Instance based - right; Category based - left

Usefulness of different types of features

Comparing GIST and colour features - instance comparisons



Comparing GIST and Colour Features - Category comparisons



Where GIST and the combination differ



More Bright: Ground truth - right; GIST - equal; Both - right

Where GIST and the combination differ



More Bright: Ground truth - left; GIST - equal; Both - right

Where colour and the combination differ



More Bright: Ground truth - right; Colour - equal; Both - right

Where colour and the combination differ




More Bright: Ground truth - equal; Colour - equal; Both - left

Relative Descriptions


Relative Descriptions




Relative Descriptions - Pointy at the front





Relative Descriptions - open




Relative Descriptions - bright in colour





Relative Descriptions - covered in ornaments





Relative Descriptions - shiny




Relative Descriptions - high at the heel





Relative Descriptions - long on the leg




Relative Descriptions - formal



Relative Descriptions - sporty





Relative Descriptions - feminine




**Varying the number of
images in between**



Leave 1/16 of the images in between (formal)





Leave 1/8 of the images in between (formal)



Leave 1/4 of the images in between (formal)



Leave 1/2 of the images in between (formal)



Thank You!